

## SPEED TRAINING 1

Before you begin this speed training exercise **read the pages correctly to the student first**. Use a stopwatch to time their daily attempts and record their results over five consecutive days.

### The Helper says

#### Page 1

- This table of pictures and words needs to be read using the sounds of the alphabet – NOT the letter names.

For example “ahh - ahh for ant”

“buh – buh for bat”

“cuh – cuh for cat”

**Remember** We do not want to hear “ay, bee, see, dee, eee, eff, gee” as in the alphabet names only the short sounds of the letters.

#### Page 2

- Ask them to read out the numbers reading left to right
- Read the sounds of the letters and then say the complete word. If they need to flick the page back to look at the picture allow them to or you may prompt them to assist them to continue.

For example “ahh – nnn – tuh ant”

“mmm – ahh – nnn man”











“qwuh – eee – nnn queen”

- Instruct them to read and say “*I can read sounds*”

**Student Errors** When an error is made by your student or they are unsure how to read a word or a number, quickly say the correct answer for them. They must repeat the correct answer after you and then continue on with the timed exercise.

**Praise and Congratulations** Always thank your student for their effort and perseverance in completing the task. Tell them “You did a great job. Well done” AND smile at them when you say it.

### Record the Date and their Time on the Graph

<p>a A</p>  <p>a for ant</p>	<p>b B</p>  <p>b for bat</p>	<p>c C</p>  <p>c for cat</p>	<p>d D</p>  <p>d for dog</p>	<p>e E</p>  <p>e for egg</p>	<p>f F</p>  <p>f for fan</p>
<p>g G</p>  <p>g for gate</p>	<p>h H</p>  <p>h for hat</p>	<p>i I</p>  <p>i for ink</p>	<p>j J</p>  <p>j for jug</p>	<p>k K</p>  <p>k for kite</p>	<p>l L</p>  <p>l for leg</p>
<p>m</p>  <p>m for man</p>	<p>n N</p>  <p>n for net</p>	<p>o O</p>  <p>o for ox</p>	<p>p P</p>  <p>p for pig</p>	<p>q Q</p>  <p>q for queen</p> <p>qu Qu</p>	<p>r R</p>  <p>r for rat</p>
<p>s S</p>  <p>s for sun</p>	<p>t T</p>  <p>t for tap</p>	<p>u U</p>  <p>u for umbrella</p>	<p>v V</p>  <p>v for van</p>	<p>w W</p>  <p>w for wig</p>	<p>x X</p>  <p>x for ox</p>
<p>y Y</p>  <p>Y for yo-yo</p>	<p>z Z</p>  <p>z for zip</p>	<p>th</p>  <p>th for thumb</p>	<p>ch</p>  <p>ch for chin</p>	<p>sh</p>  <p>sh for ship</p>	<p>wh</p>  <p>wh for whale</p>

1 3 8 5 0

4 9 2 6 1

7 6 4 3 9

0 7 2 8 5

3 8 1 9 4

a - n - t ant b - a - t bat

c - a - t cat d - o - g dog

e - gg egg f - a - n fan

g - a - te gate h - a - t hat

i - n - k ink j - u - g jug

k - i - te kite l - e - g leg

m - a - n man n - e - t net

o - x ox p - i - g pig

qu - ee - n queen r - a - t rat

s - u - n sun t - a - p tap

u - m - b - r - e - ll - a umbrella

v - a - n van w - i - g wig

o - x ox y - o - y - o yo-yo

z - i - p zip th - u - m - b thumb

ch - i - n chin sh - i - p ship

wh - a - le whale

I can read sounds

